



Corporate Parenting

October 8th 2007

CLA & CPR Activity and Performance Report

To end of August 2007

CONTENTS

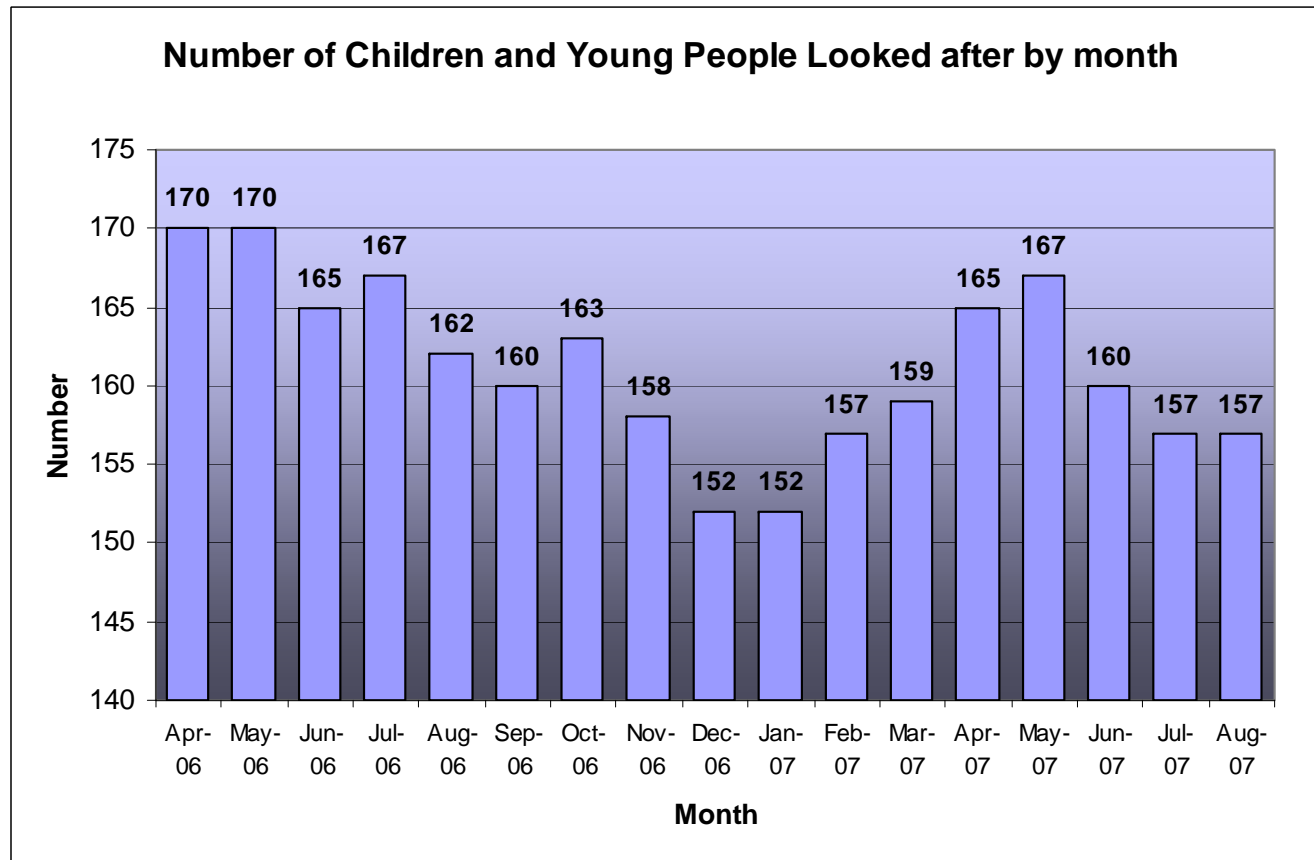
| | |
|---|----|
| 1) Safety of Vulnerable Children (CLA)..... | 3 |
| 2) CLA Age and Gender Breakdown | 4 |
| 3) CLA by Ethnicity..... | 5 |
| 4) CLA BY Placement Type..... | 6 |
| 5) CLA other Data..... | 7 |
| 6) Breakdown of Category of Need | 8 |
| 7) Safety of vulnerable children (CPR)..... | 9 |
| 8) CPR by Age and Gender | 10 |
| 9) CPR by Ethnicity | 11 |
| 10) CPR Nature of Abuse | 12 |
| 11) Duration of Children on the Protection Register | 13 |
| 12) Overview of Key Performance Indicators as at 31 st March 2007..... | 14 |

1) Safety of Vulnerable Children (Children Looked After)

There were **157** children looked after in Harrow on 31st August 2007.

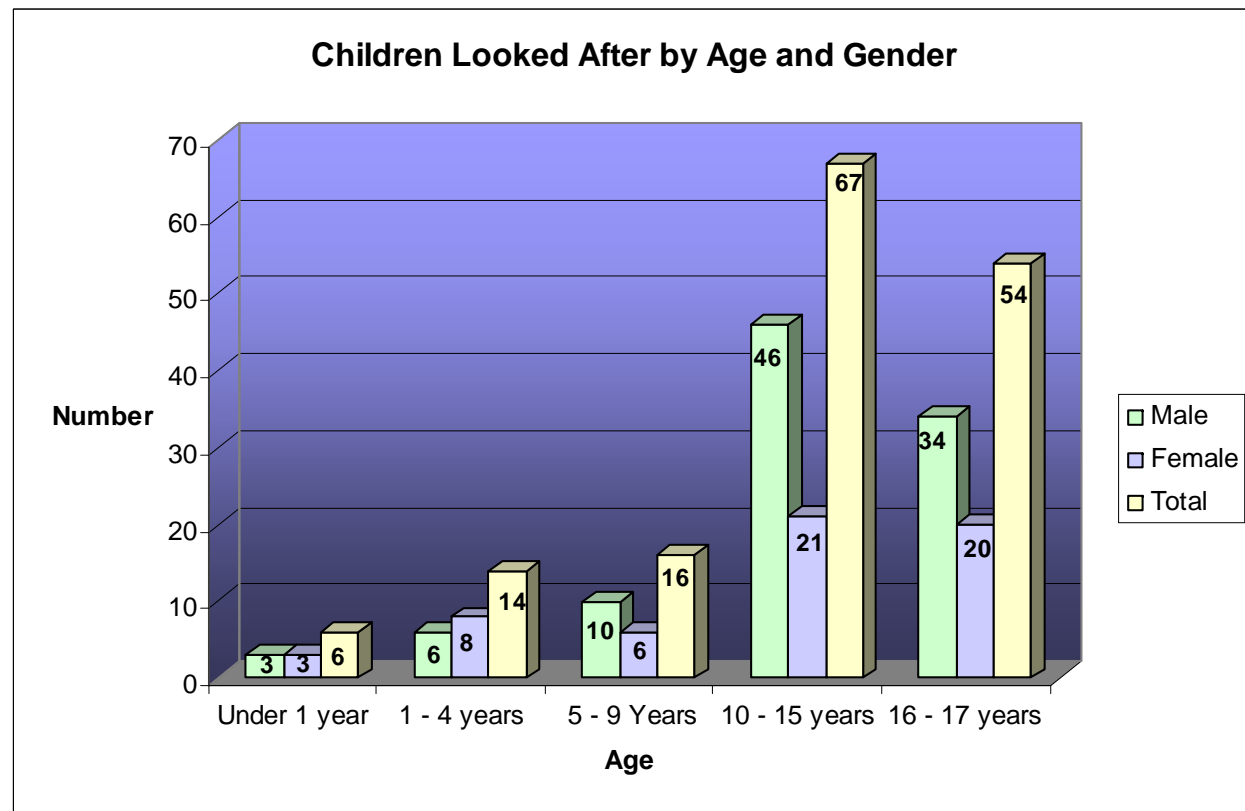
The bar chart below shows the number of children looked after by month from April 2006 to August 2007.

| Month | CLA |
|--------|-----|
| Apr-06 | 170 |
| May-06 | 170 |
| Jun-06 | 165 |
| Jul-06 | 167 |
| Aug-06 | 162 |
| Sep-06 | 160 |
| Oct-06 | 163 |
| Nov-06 | 158 |
| Dec-06 | 152 |
| Jan-07 | 152 |
| Feb-07 | 157 |
| Mar-07 | 159 |
| Apr-07 | 165 |
| May-07 | 167 |
| Jun-07 | 160 |
| Jul-07 | 157 |
| Aug-07 | 157 |



2) CLA Age and Gender Breakdown for August 2007

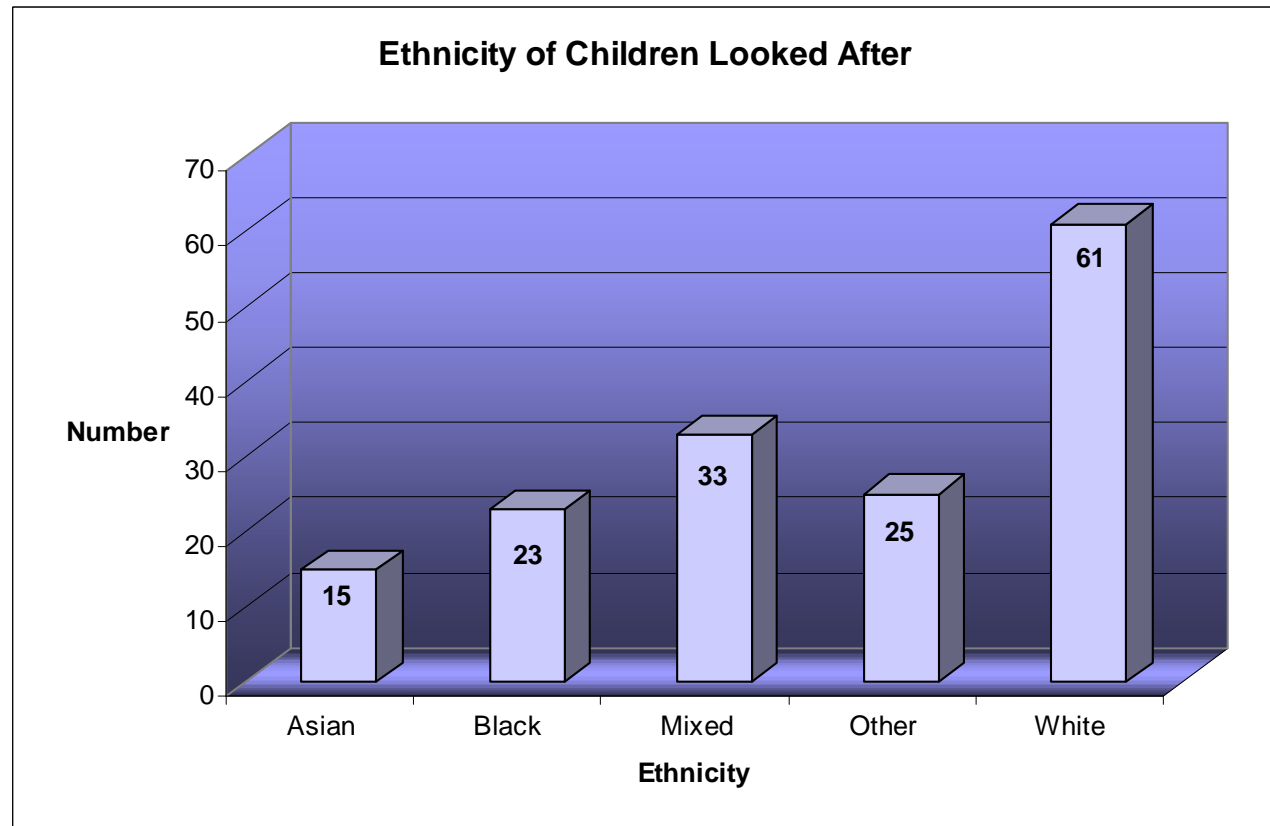
| Age | Male | Female | Total |
|---------------|-----------|-----------|------------|
| Under 1 year | 3 | 3 | 6 |
| 1 - 4 years | 6 | 8 | 14 |
| 5 - 9 Years | 10 | 6 | 16 |
| 10 - 15 years | 46 | 21 | 67 |
| 16 - 17 years | 34 | 20 | 54 |
| Total | 99 | 58 | 157 |



3) CLA by Ethnicity

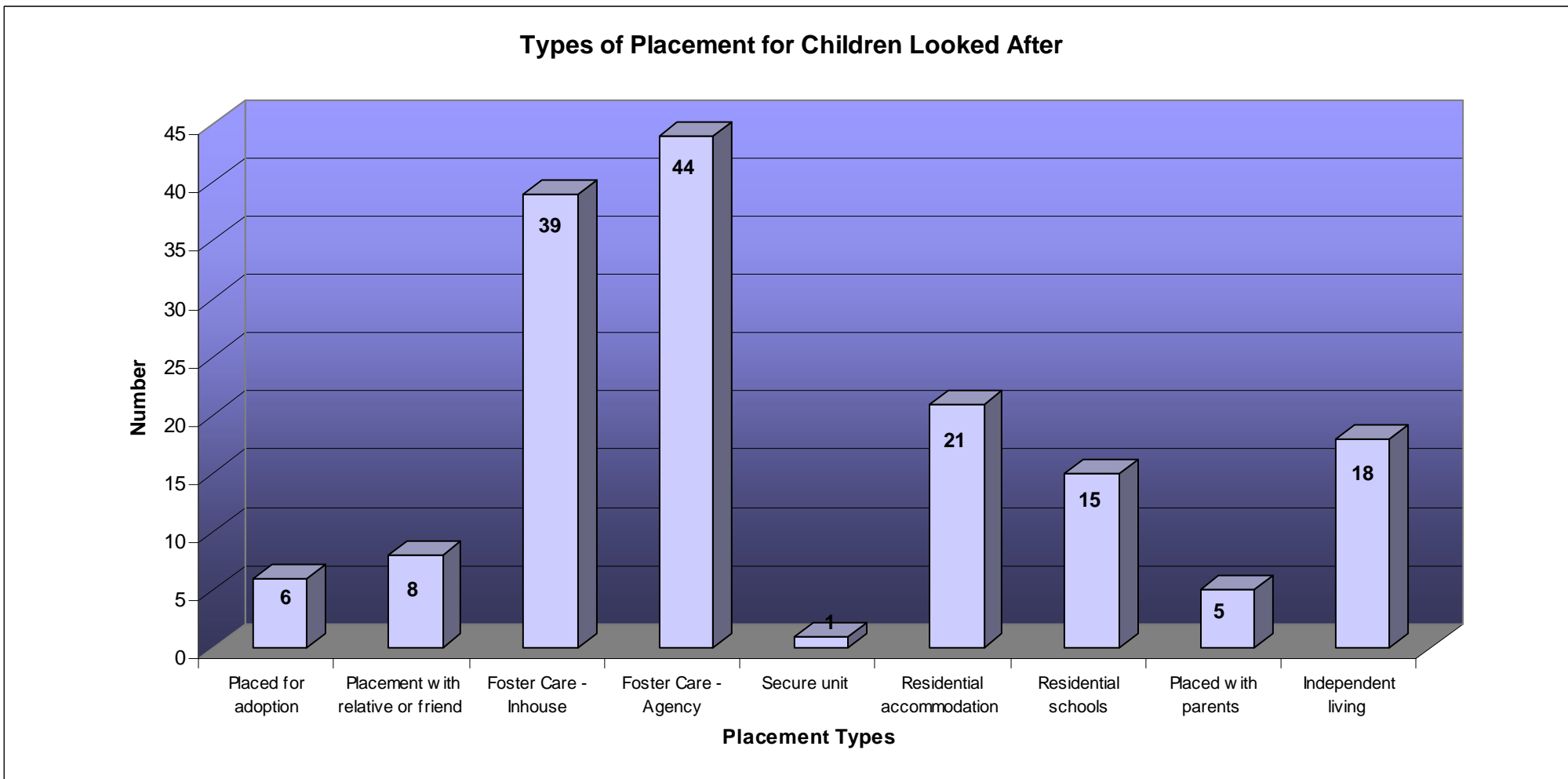
Below is the breakdown of the ethnicity of those children who were looked after on 31st August 2007.

| Ethnicity | No. of CLA |
|------------------|-------------------|
| Asian | 15 |
| Black | 23 |
| Mixed | 33 |
| Other | 25 |
| White | 61 |



4) CLA by Placement Type at 31st August 2007

| Placement Type | No. of CLA |
|-----------------------------------|------------|
| Placed for adoption | 6 |
| Placement with relative or friend | 8 |
| Foster Care - Inhouse | 39 |
| Foster Care - Agency | 44 |
| Secure unit | 1 |
| Residential accommodation | 21 |
| Residential schools | 15 |
| Placed with parents | 5 |
| Independent living | 18 |



Children Looked After - Other Data as at 31st August 2007:

Number of Children Placed Out of Borough **64**

Number of Children placed out of the borough and over 20 miles **26**

Breakdown Of types of Residential Placements:

304 Honeypot Lane: **6**

Other Childrens Homes: **11**

Supportive Residential placements (pre –independent living): **5**

Residential Schools: **15**

Social Work Allocation: 100%

Prediction for Adoptions: This year 3 children have been adopted and 3 special guardianships have been granted. at present 6 children are in preadoptive placements, and a further 5 in proceedings where the plan is for adoption.

CLA GCSE Results - 2006:

Attained atleast 1 A* - G: **91%**

Attained 5 or more A* - G **73%**

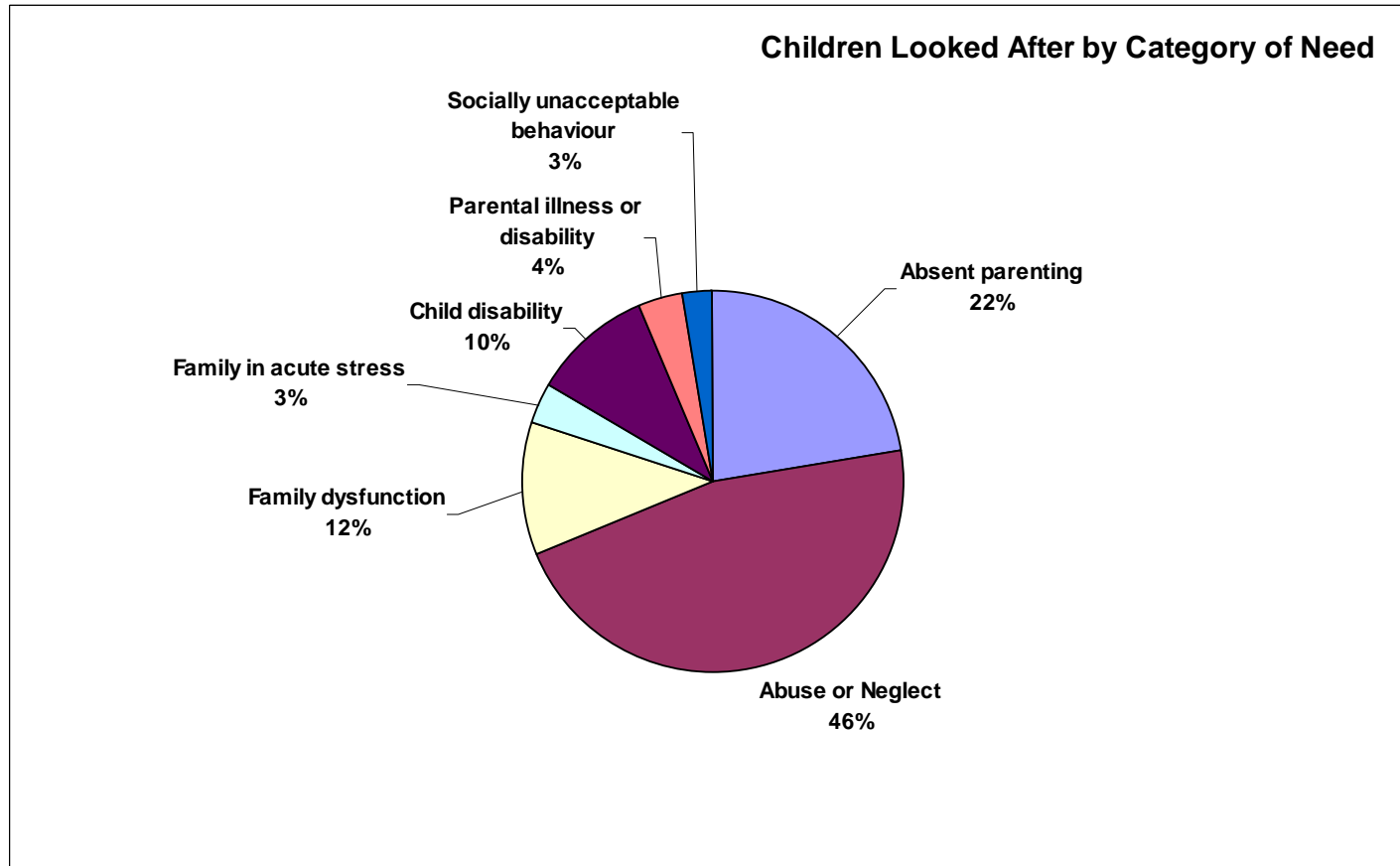
Attained 5 or more A* -G **9%**

Results for 2007 are currently being collected and will be reported to the next meeting.

5) Breakdown of Category of Need

The breakdown of category of need recorded when a child becomes looked after.

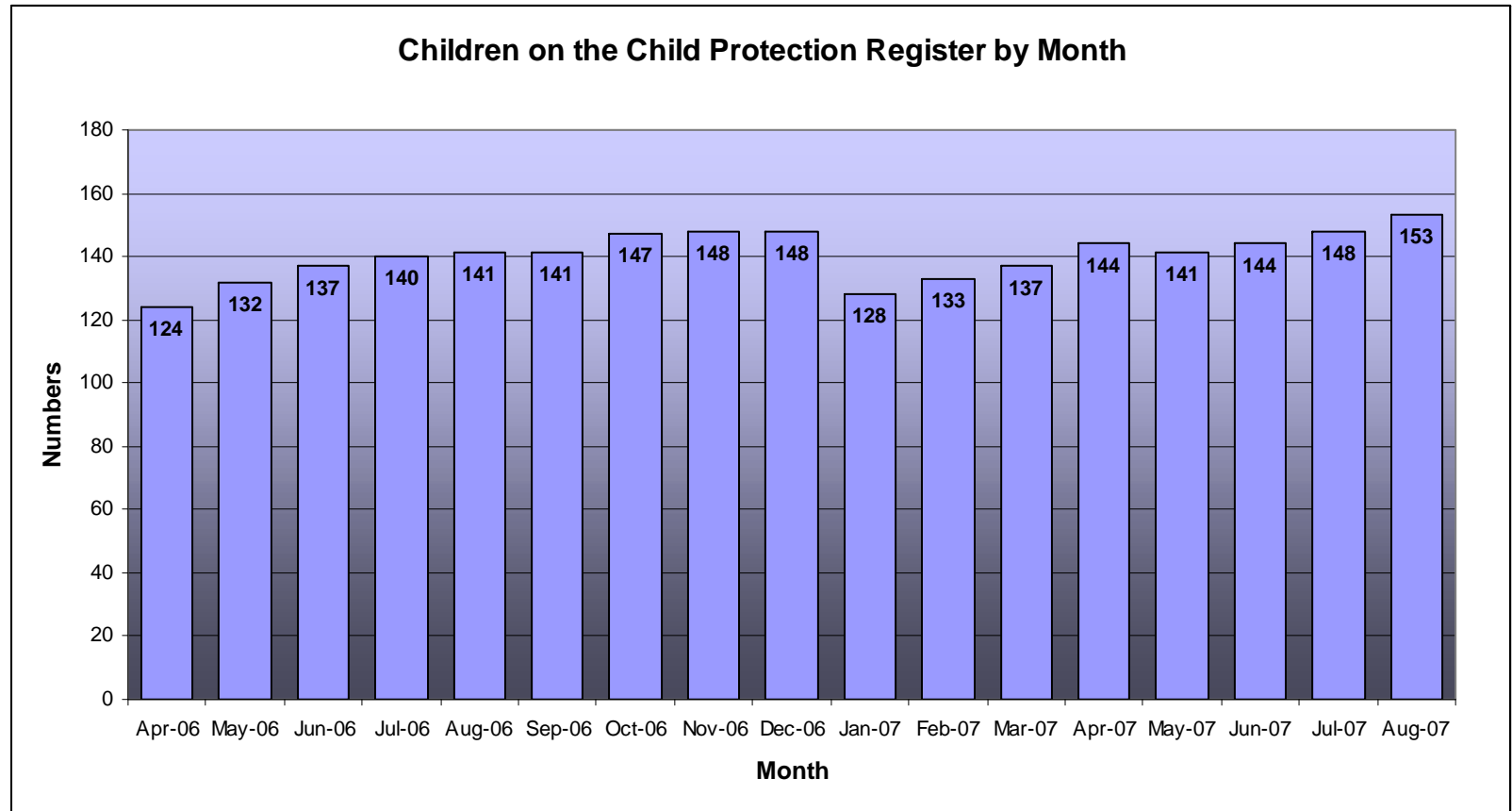
| Category of Need | No. |
|---------------------------------|-----|
| Absent parenting | 35 |
| Abuse or Neglect | 72 |
| Family dysfunction | 18 |
| Family in acute stress | 5 |
| Child disability | 16 |
| Parental illness or disability | 6 |
| Socially unacceptable behaviour | 4 |



6) CPR by month April 2006 to August 2007

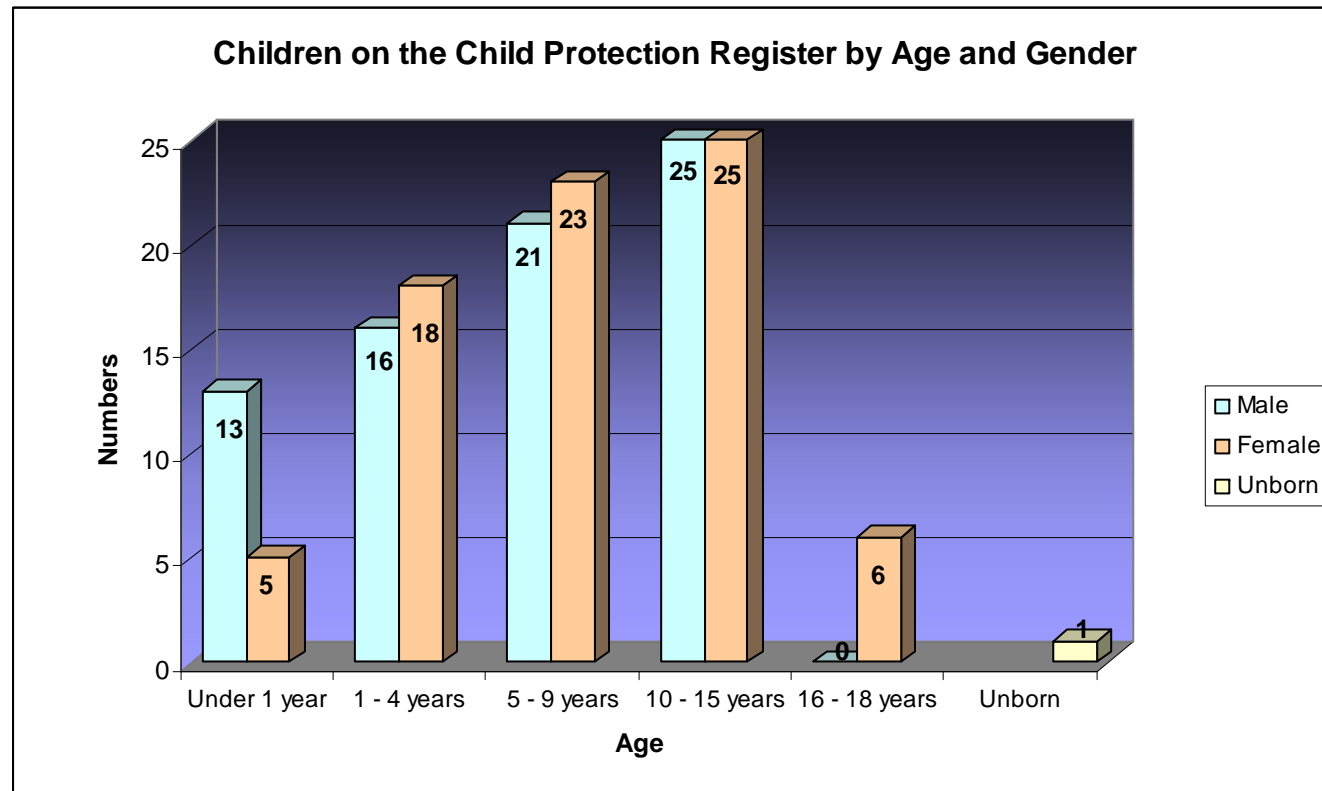
This table and chart shows the CPR figures for a year from April 2006 to August 2007

| Month | CPR |
|--------|-----|
| Apr-06 | 124 |
| May-06 | 132 |
| Jun-06 | 137 |
| Jul-06 | 140 |
| Aug-06 | 141 |
| Sep-06 | 141 |
| Oct-06 | 147 |
| Nov-06 | 148 |
| Dec-06 | 148 |
| Jan-07 | 128 |
| Feb-07 | 133 |
| Mar-07 | 137 |
| Apr-07 | 144 |
| May-07 | 141 |
| Jun-07 | 144 |
| Jul-07 | 148 |
| Aug-07 | 153 |



7) CPR by Age and Gender

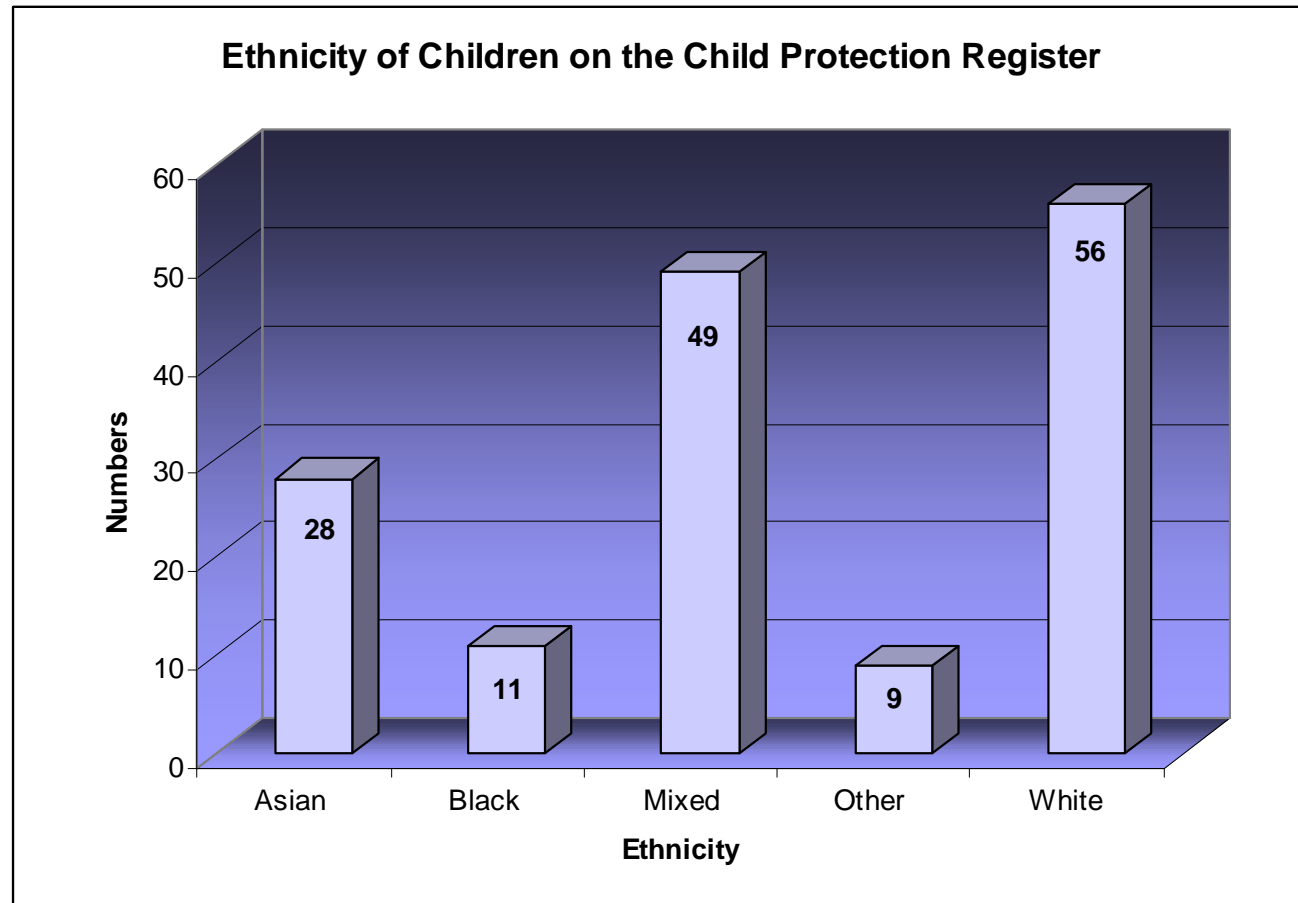
| Age | Male | Female | unborn |
|---------------|-----------|-----------|----------|
| Under 1 year | 13 | 5 | |
| 1 - 4 years | 16 | 18 | |
| 5 - 9 years | 21 | 23 | |
| 10 - 15 years | 25 | 25 | |
| 16 - 18 years | 0 | 6 | |
| Unborn | | | 1 |
| Total | 75 | 77 | 1 |



7) CPR by Ethnicity

Breakdown of ethnicity of those children on the Child Protection Register as at 31st August 2007

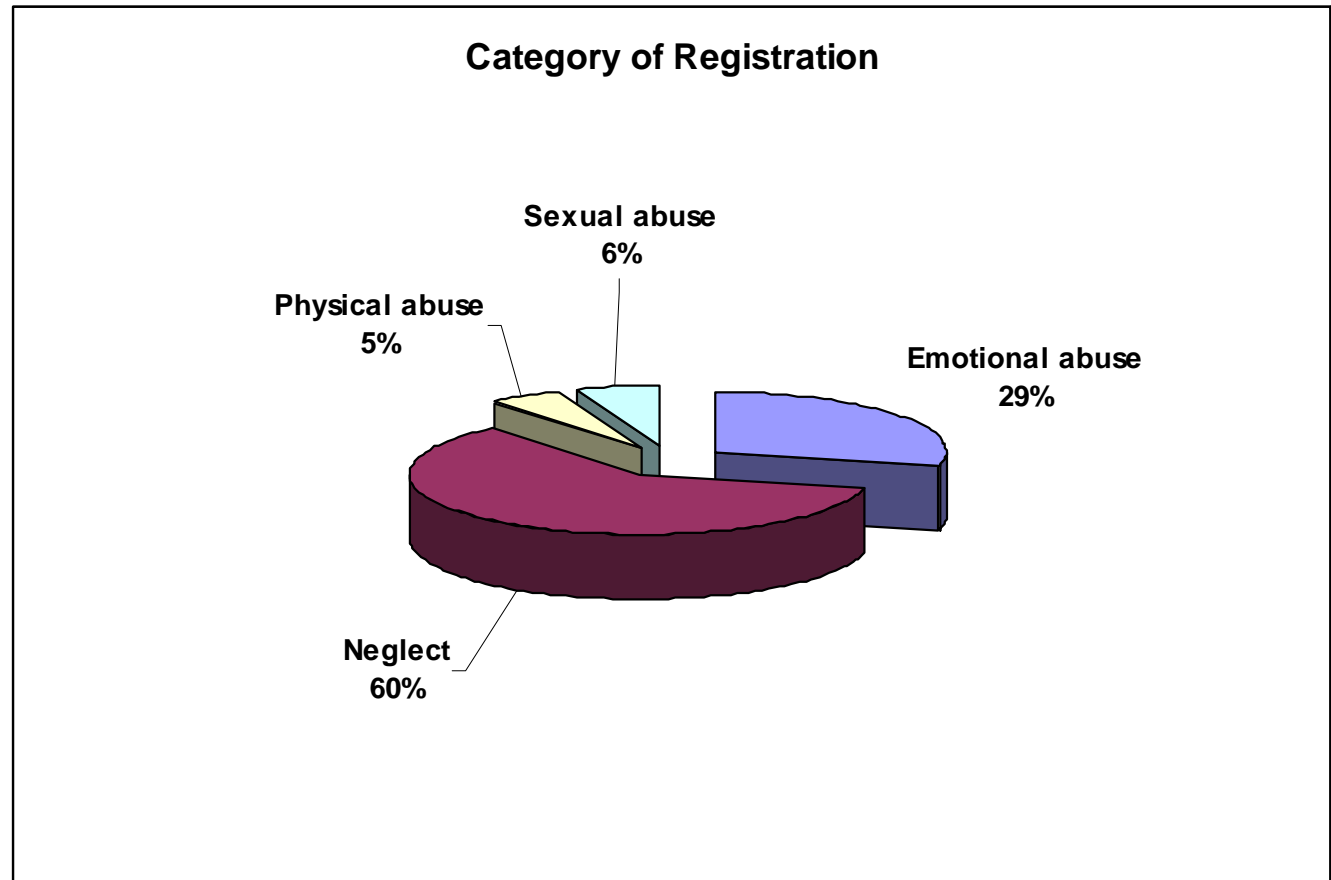
| Ethnicity | Count |
|-----------|-------|
| Asian | 28 |
| Black | 11 |
| Mixed | 49 |
| Other | 9 |
| White | 56 |



9) CPR by Nature of Abuse

Breakdown of registration categories of those children on the Child Protection Register as at 31st August 2007

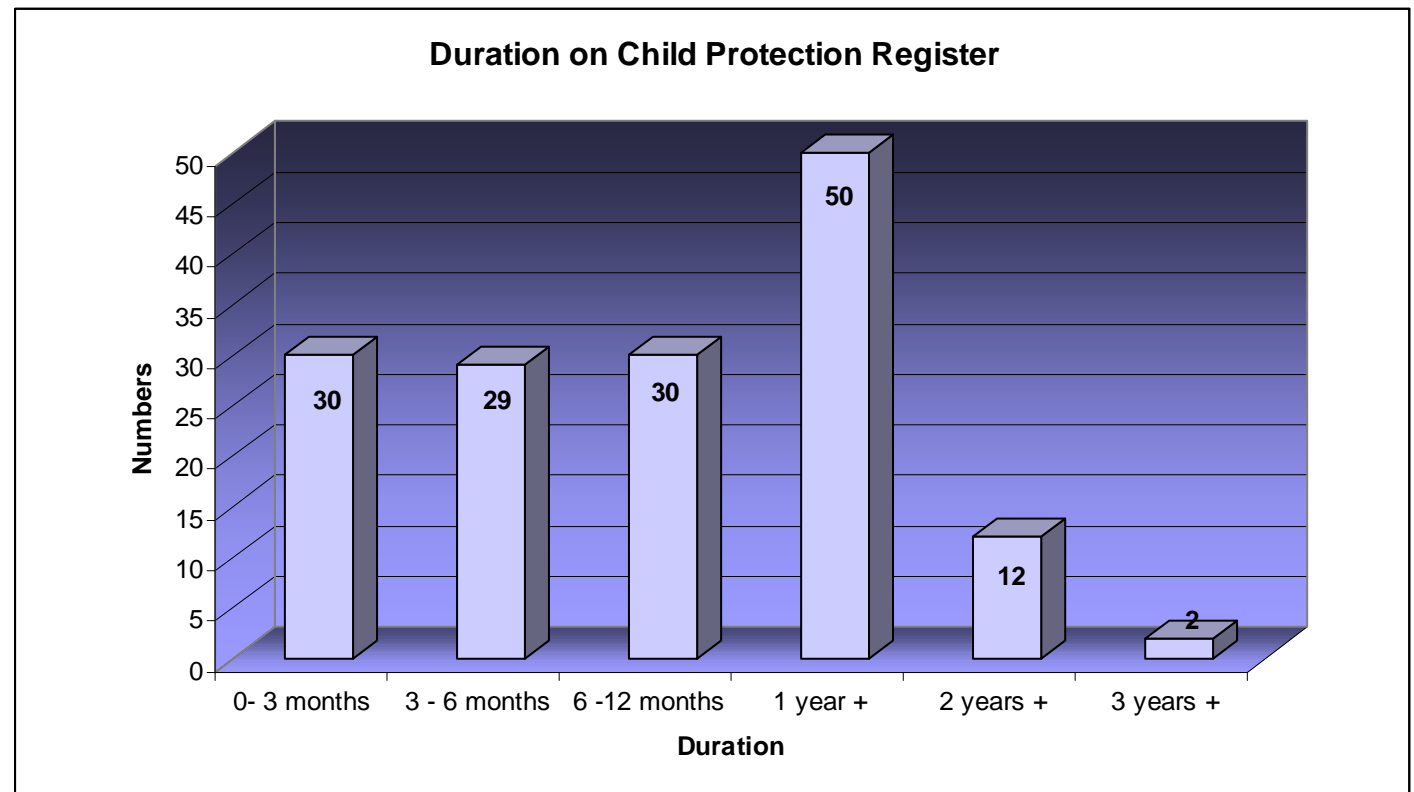
| Registration Categc Count | |
|----------------------------------|----|
| Emotional abuse | 44 |
| Neglect | 92 |
| Physical abuse | 8 |
| Sexual abuse | 9 |



10) Duration of Children on the Protection Register

This table shows the number of children on the child protection register by length of time since registration.

| Lenth of Time on Register | Number |
|----------------------------------|---------------|
| 0- 3 months | 30 |
| 3 - 6 months | 29 |
| 6 -12 months | 30 |
| 1 year + | 50 |
| 2 years + | 12 |
| 3 years + | 2 |



11) Overview of Key Performance Indicators

| Domain | PAF | BVPI | Indicator | Year end 2006/7 | August 2007 | Comments |
|---------------------------------|-----|------|--|-----------------|-------------|--|
| A. Being Healthy | C19 | | Health of children looked after - The average of the percentages of children looked after continuously for at least 12 months, and who had a dental check and a medical assessment during the previous 12 months. | 88.00% | 89.20% | Very good performance. |
| B. Staying safe | A3 | | Re-registrations on the Child Protection Register - The percentage of children registered during the year on the Child Protection Register who had been previously registered. | 10.62% | 25.00% | The first quarter is poor due to 12 re-registrations out of 48 registrations. This was not a typical quarter with a number of sibling groups being re registered as a result of the family moving back into the borough in one case, and the unexpected return of a parent in another. Subsequent quarters should not be as high leading to a Good or Acceptable outcome for the year-end. |
| | C24 | | Children looked after absent from school - The percentage of children who had been looked after continuously for at least 12 months and were of school age, who missed a total of at least 25 days of schooling for any reason during the previous school year. | 13.60% | 10.71% | Acceptable performance. |
| | C20 | 162 | Reviews of child protection cases (KT) - The percentage of child protection cases which should have been reviewed during the year that were reviewed. | 96.20% | 82.93% | There are a number of reviews that have taken place but records need to be completed to measure timeliness. We are unable to give an accurate indication of performance at this time. |
| | C21 | | Duration on the Child Protection Register - The percentage of children deregistered from the Child Protection Register during the year who had been on the Register continuously for two years or more. | 21.90% | 15.63% | We have concentrated on ensuring families are not re-registered due to the fall off of multi-agency work when taken off the register. This has meant some families have been on the register longer – this is a safer position. Work is now in hand to reduce the number on the register. |
| | C23 | 163 | Adoptions of children looked after (KT) - The number of looked after children adopted during the year as a percentage of the number of children looked after (excluding unaccompanied asylum seekers) who had been looked after for 6 months or more. | 2.73% | 5.17% | Year to Date we have 6 children adopted or Guardianship Orders granted. Delay is being reduced through the management of the Permanency Tracking Panel and the Partnership with Coram. |
| | C64 | | Timing of core assessments - The percentage of Core Assessments that were completed within 35 working days of their commencement. | 60.30% | 74.82% | Good performance |
| | C68 | | Timeliness of reviews of Children looked after - The percentage of children looked after cases which should have been reviewed during the year that were reviewed during the year. | 93.3% | | Up to date Information on performance is currently unavailable. We are aware of 6 reviews that were late and this indicator will need to be carefully monitored. |
| | A1 | 49 | Stability of placements of children looked after (KT) - The percentage of children looked after with three or more placement moves in the year. | 13.80% | 0.00% | Very good performance |
| | D78 | | Long term stability of CLA (2.5 years) - The percentage of children aged under 16 who had been looked after continuously for at least 2.5 years, who were living in the same placement for at least 2 years, or are placed for adoption. | 58.5% | 60.3% | This indicator is currently unbanded. |
| | B79 | | Children aged 10-15 in foster placements or placed for adoption - Of children aged at least 10 and under 16 looked after (excluding those placed with parents) the percentage who were in foster placements or placed for adoption. | 63.9% | 68.8% | This indicator is currently unbanded. |
| D. Make a Positive Contribution | C18 | | Final warnings/reprimands and convictions of CLA - The percentage of children aged 10 or over who had been looked after continuously for at least 12 months, who were given a final warning/reprimand or convicted during the year for an offence committed whilst they were looked after, expressed as a ratio of the percentage of all children aged 10 or over given a final warning/reprimand or convicted for an offence in the police force area. | 2.8% | | Up to date Information on performance is currently unavailable. We are aware of 6 reviews that were late and this indicator will need to be carefully monitored. |
| | C63 | | Participation of looked after children in reviews - The number of children and young people who communicated their views for each of their statutory reviews in Page 4 of 15 percentage of the number of children and young people who were looked after during the year for more than four weeks. | 90.10% | 93.60% | Good performance |

Guide to Key Performance Indicator bandings

| |
|----------------------|
| Very Good |
| Good |
| Acceptable |
| Ask Questions |
| Investigate Urgently |

| | | | | | | | | | | |
|--------|--|----------------------|---------|---------|----------|---------|----------|----------|----------|---------|
| CF/A1 | Stability of placements of CLA | . | . | . | . | 0<16.01 | . | . | 16.01<20 | 20<=100 |
| CF/A3 | Re-registrations on the CPR | 0<3 | 3<6 | 6<8 | 8<10 | 10<15 | 15<17.21 | 17.21<20 | 20<24 | 24<=100 |
| CF/B79 | CLA - foster/placed for adoption NEW | unbanded for 2005-06 | | | | | | | | |
| CF/C18 | Final warnings/reprimands and convictions of CLA | . | 0<1 | 1<3 | . | . | . | . | 3+ | . |
| CF/C19 | Health of children looked after | 0<50 | 50<60 | 60<70 | 70<80 | 80<=100 | . | . | . | . |
| CF/C20 | Reviews of child protection cases | 0<92.5 | 92.5<95 | 95<97.5 | 97.5<100 | 100 | . | . | . | . |
| CF/C21 | Duration on the CPR | . | . | . | . | . | 0<10 | 10<15 | 15<20 | 20<=100 |
| CF/C23 | Adoptions of children looked after | 0<3 | 3<6 | 6<7 | 7<8 | 8<25 | . | . | 25<=100 | . |
| CF/C24 | Children looked after absent from school | . | . | . | . | 0<5 | 5<10 | 10<15 | 15<20 | 20+ |
| CF/C64 | Timing of core assessments | 0<60 | 60<70 | 70<75 | 75<80 | 80<=100 | . | . | . | . |
| CF/C68 | Timeliness of reviews for LAC | 0<80 | 80<85 | 85<90 | 90<95 | 95<=100 | . | . | . | . |
| CF/D78 | Long term stability of CLA NEW | unbanded for 2005-06 | | | | | | | | |